



Workplace Safety Training

Student's Workbook

Name _____



Module 1:

Emergency Response and Fire Prevention

What Does an Emergency Look Like?

Name _____

Date _____

Draw a line to the picture that matches.

Fire Fighter



Smoke




**Falling
Objects**



Fire



People Running




What Does an Emergency Feel and Sound Like?

Name _____

Date _____

Draw a line to the picture that matches.

Alarms



Sirens



Shouting



Shaking



Afraid



Fire Evacuation

Name _____

Date _____



1. When there is a fire, what is the most important thing to do?

2. Describe your evacuation route.



3. Where is your safe place?



4. What are three important things to do while at the rally point?

1. _____

2. _____

3. _____



What are the Fire Hazards?

Name _____

Date _____

Draw a line to the picture that matches.

Fuel or Solvents




Electrical Outlet



Gas Burner



**Forklift
Gas bottle**



Find the Fire Extinguishers

Name _____

Date _____

Find and circle the three fire extinguishers in the kitchen.



What Should You Do During an Earthquake?

Name _____

Date _____

Circle the picture that demonstrates the correct way to respond during an earthquake.



Duck, Cover and Hold under a desk or table.



Run through the front door.

WORKPLACE SAFETY TRAINING

Certificate of Completion

On, _____ Name _____

(Date)

(Name of Employee)

successfully completed **MODULE 1 Emergency Response and Fire Prevention** of the
Workplace Safety Training for Employees with Cognitive Impairments.

Instructor's Signature: _____

Supervisor's Signature: _____





Module 2:

Bloodborne Pathogens, OPIM and First Aid

What is One Way to Practice Basic Hygiene at Work?



Name _____

Date _____

Use the secret code to match each picture to the correct letter.



Secret Code



Where Do Bloodborne Pathogens and OPIM Come From?

INSTRUCTOR KEY

Name _____

Date _____

Draw a line to the picture that matches.

Toilet



Runny
Nose



Cough
Sneeze



Blood



What is the Correct Way to Cover Your Cough or Sneeze?

Name _____

Date _____

Circle the picture that shows the correct way to cover your cough or sneeze.



First Aid and Medical Emergencies

Name _____

Date _____



1. Who should you notify if you or your co-worker is ill or is injured?



2. Where is the closest First Aid kit?



3. When did you participate in a medical emergency drill?

WORKPLACE SAFETY TRAINING

Certificate of Completion

On, _____ Name _____

(Date)

(Name of Employee)

successfully completed MODULE 2 Bloodborne Pathogens, OPIM and First Aid
of the Workplace Safety Training for Employees with Cognitive Impairments.

Instructor's Signature: _____

Supervisor's Signature: _____





Module 3:

Workplace Safety

Chemical Hazard Communication

Name _____

Date _____

Read the sentence and circle true or false.



Some job tasks require the use of hazardous chemicals.

T F



Bleach is a hazardous chemical.

T F



Insect spray is a hazardous chemical.

T F



Gasoline is not considered a hazardous chemical.

T F



Household chemicals used throughout the day are considered hazardous.

T F



It doesn't really matter if cans and bottles have labels.

T F

What is the Proper Way to Lift?

Name _____

Date _____

Circle the picture that shows the proper way to lift.



Working in Hot or Cold Environments

Name _____

Date _____

Fill in the blank for each sentence. Then write the word in the crossword puzzle.



DOWN

1. If you work in a cold environment, then you should dress in _____.

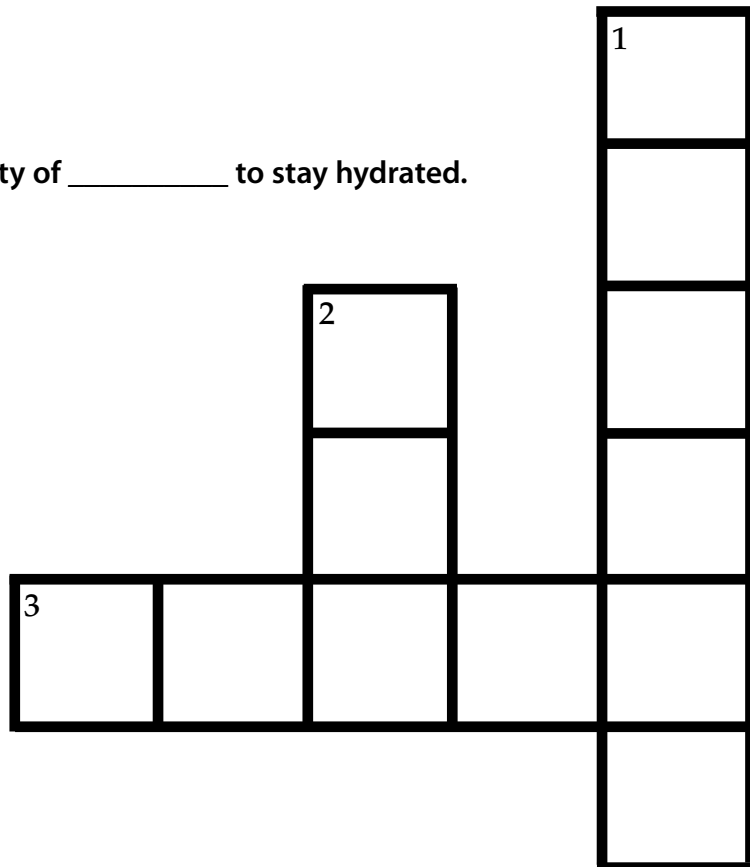


2. If you work in a _____ environment, then you should take breaks in the shade.



ACROSS

3. Drink plenty of _____ to stay hydrated.



Equipment and Machine Safety

Name _____

Date _____

Find and circle the words beneath the pictures.



forklift

lawnmower

mop

ladder

broom

bucket

lock out tag out

G	L	A	D	D	E	R	O	W	E	T	M	Y
M	L	G	W	O	L	B	O	B	R	O	O	M
R	A	A	T	D	A	U	I	U	X	A	P	S
A	W	O	P	R	W	C	H	C	R	I	N	O
D	N	R	F	O	R	K	L	I	F	T	R	H
R	M	Y	K	O	U	E	B	S	E	J	F	U
L	O	C	K	O	U	T	T	A	G	O	U	T
V	W	I	P	S	C	D	I	N	T	E	N	T
H	E	D	A	L	R	I	P	A	L	L	I	B
O	R	L	R	C	A	T	V	E	I	W	T	E

WORKPLACE SAFETY TRAINING

Certificate of Completion

On, _____ Name _____

(Date)

(Name of Employee)

successfully completed **MODULE 3 Equipment and Machine Safety** of the Workplace Safety Training for Employees with Cognitive Impairments.

Instructor Signature: _____

Supervisor's Signature: _____





Module 4:

Hazard Awareness and Workplace Violence

W.O.O.P. What's Out of Place?

Name _____

Date _____



1. What do you see in this picture?

2. What might happen if there was an emergency and this was the path to the exit?

3. What should you do about a housekeeping issue like this one?

Slip, Trip or Fall?

Name _____

Date _____

Show what might happen if the hazard is not corrected by drawing a line to the consequence on the right.

Hazard



Consequence
Slip, Trip or Fall




Find the Emergency Exit

Name _____

Date _____

Follow the striped path to find the exit. Avoid the blocked pathways.



What Would You Do?

Name _____

Date _____

Inappropriate Behavior:

You work at a restaurant and a customer is asking you for personal information such as your last name and what time you are scheduled to leave work today.



1. How does this make you feel?

2. What should you do?

What Would You Do?

Name _____

Date _____

Workplace Violence:

You are taking a break in the lunchroom at work when your co-worker comes in obviously upset and grumbling under his breath. You can hear him using profanity. You notice that his face is becoming red, and he pounds his fist down on the table where you are sitting.



1. How does this make you feel?

2. What should you do?

WORKPLACE SAFETY TRAINING

Certificate of Completion

On, _____ Name _____

(Date)

(Name of Employee)

successfully completed **MODULE 4 Hazard Awareness and Workplace Violence** of the
Workplace Safety Training for Employees with Cognitive Impairments.

Instructor Signature: _____

Supervisor's Signature: _____

